

# Scotts Valley Unified School District

2009-10 Fall Data Collection

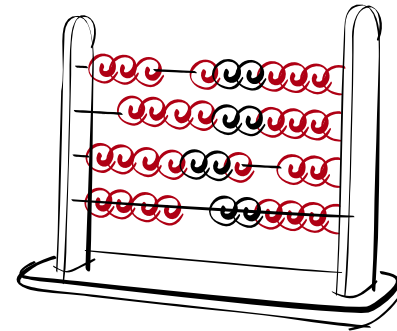


# Data Collection – A Historical Perspective



# CBEDS

- California Basic Educational System
- Used Prior to 2003
- Data Snapshot – 1st Wednesday in October
- Data
  - Compiled manually
  - Entered into software



# CBEDS Data points

- Students
  - Enrollment
  - Grade level
  - Gender
  - Ethnicity
  - Educational Setting
  - Dropouts
  - Graduates
  - Enrollment in selected courses




# CBEDS Data points

- Classified Staff
  - Gender
  - Ethnicity
  - Job Category
    - Paraprofessional
    - Clerical
    - Other
  - Full vs. part time



# CBEDS Data points

- Certificated Staff
  - Gender
  - Ethnicity
  - Job Category
    - Teaching
    - Pupil Services
    - Administrative
  - Full vs. part time
  - Credential
  - Teaching Assignment
  - Number of years in education
  - Contract status



# CBEDS Data points

- Alternative educational programs
  - Types of programs available
  - Enrollment
- Educational Calendar
  - Traditional
  - Year Round
- Availability of technology
  - Computers
  - Classroom Internet Access



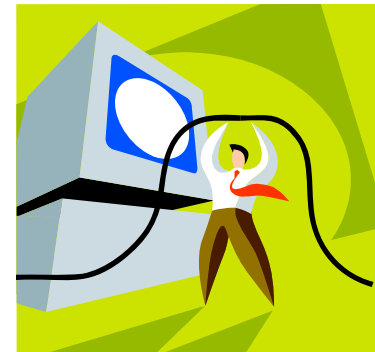
# CSIS

- California School Information Services
- Unique student identifier
- Direct Electronic Records Submission
  - Student Transcripts
    - K-12
    - Higher Education
  - State reports to CDE



# CALPADS

- California Longitudinal Pupil Achievement Data System
- Longitudinal, Individual Level Data
- Expanded data collection
  - Demographic (Students & Staff)
  - Academic (Students)
    - State Assessment
    - Discipline
  - Credentialing (Staff)



# CALPADS- A Continuum



- Four submission points
- Fall 1 – December 13, 2009
  - Focus on student demographics & enrollment
  - Prior year graduation & drop out statistics
- Fall 2 – January 15, 2010
  - Focus on staff demographic data
  - Student Course data
  - Prior Year achievement data

# CALPADS Four submission points

- Spring
  - Transcripts
  - Course updates
  - Enrollment update
- End of Year
  - Graduation & Course completions
  - Dropouts
  - Transcripts
  - Transfer data
  - Enrollment update

# Enrollment 2009-10



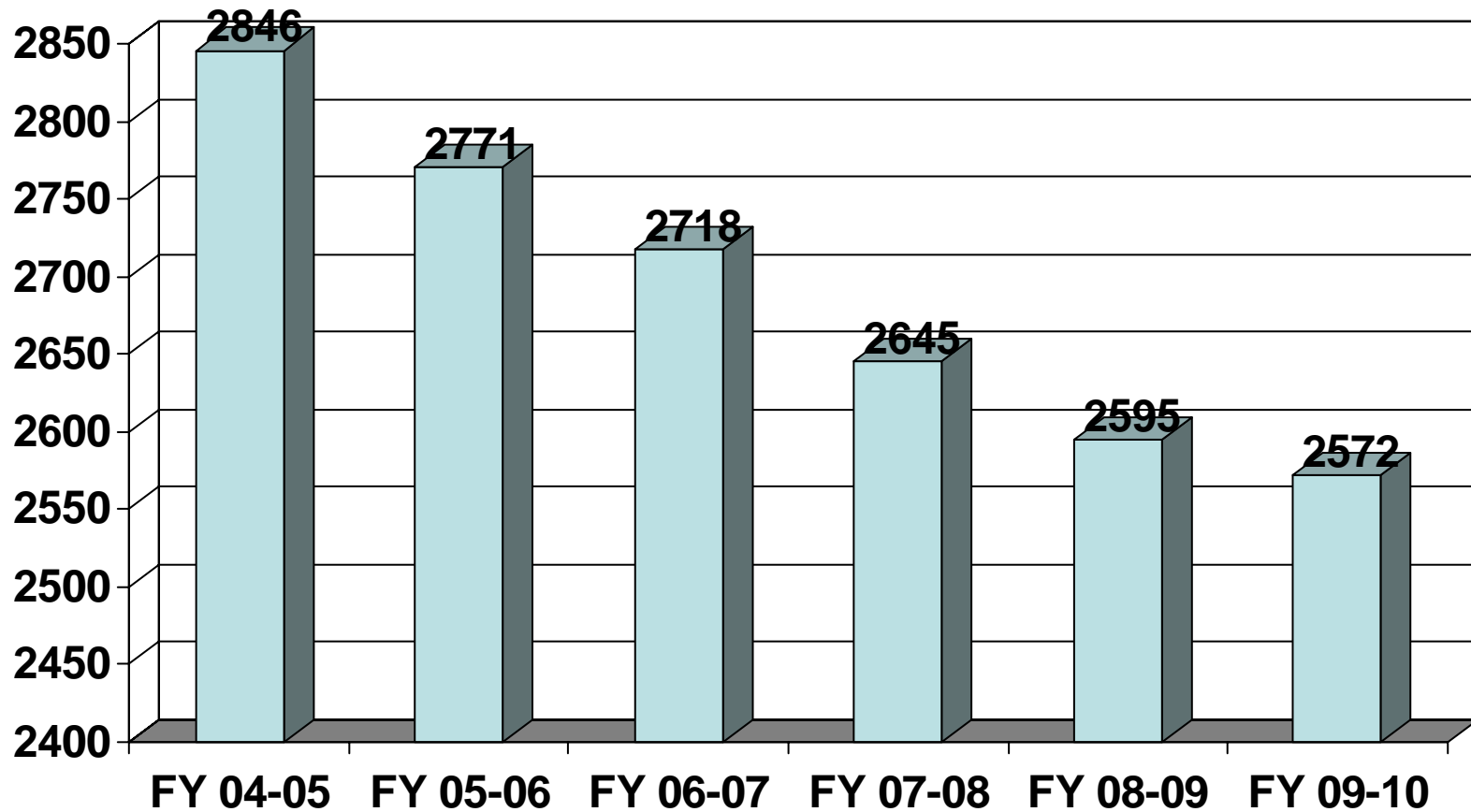
# Fall Enrollment – By Grade Level

<b>Grade Level</b>	<b>Brook Knoll</b>	<b>Vine Hill</b>	<b>SVMS</b>	<b>SVHS</b>	<b>NPS</b>	<b>TOTAL</b>	<b>Percentage</b>
Kindergarten	92	91				<b>183</b>	7.12%
1st	92	93				<b>185</b>	7.19%
2nd	100	106				<b>206</b>	8.01%
3rd	101	91			1	<b>193</b>	7.50%
4th	103	94				<b>197</b>	7.66%
5th	111	90				<b>201</b>	7.81%
6th			225		1	<b>226</b>	8.79%
7th			181			<b>181</b>	7.04%
8th			196		1	<b>197</b>	7.66%
9th				217	1	<b>218</b>	8.48%
10th				195		<b>195</b>	7.58%
11th				189		<b>189</b>	7.35%
12th				201		<b>201</b>	7.81%
<b>TOTAL</b>	<b>599</b>	<b>565</b>	<b>602</b>	<b>802</b>	<b>4</b>	<b>2,572</b>	<b>100.00%</b>

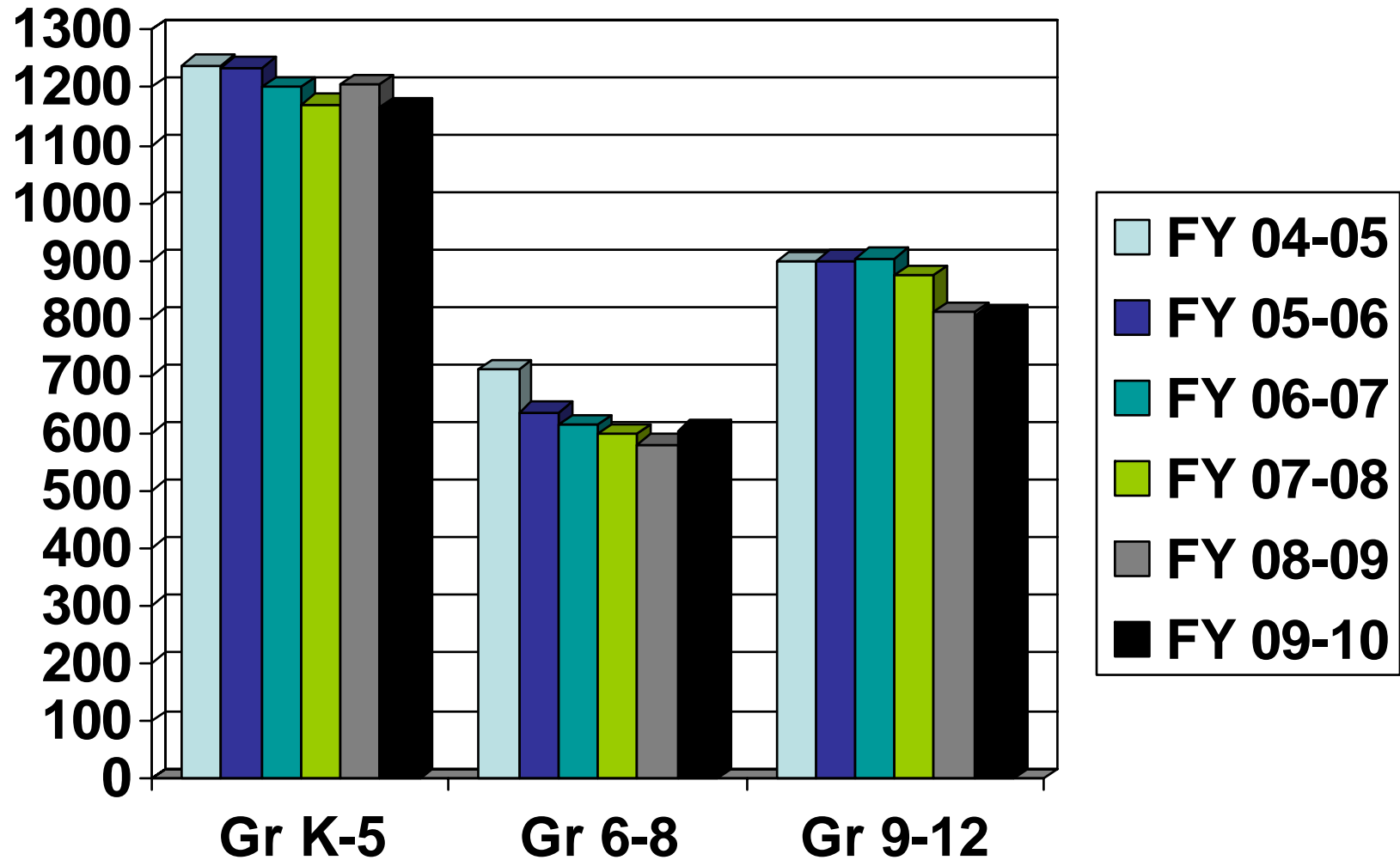
# Enrollment change from prior year

Grade Level	Brook Knoll	Vine Hill	SVMS	SVHS	NPS	TOTAL
Kindergarten	0	(5)	0	0	0	(5)
1st	(9)	(8)	0	0	0	(17)
2nd	0	10	0	0	(1)	9
3rd	3	(9)	0	0	1	(5)
4th	(7)	6	0	0	0	(1)
5th	0	(20)	0	0	(1)	(21)
6th	0	0	47	0	1	48
7th	0	0	(19)	0	(1)	(20)
8th	0	0	(4)	0	0	(4)
9th	0	0	0	17	1	18
10th	0	0	0	(6)	0	(6)
11th	0	0	0	(24)	0	(24)
12th	0	0	0	5	0	5
<b>TOTAL</b>	<b>(13)</b>	<b>(26)</b>	<b>24</b>	<b>(8)</b>	<b>0</b>	<b>(23)</b>

# 6 Year Enrollment Trend



# Enrollment by grade level - 6 year comparison



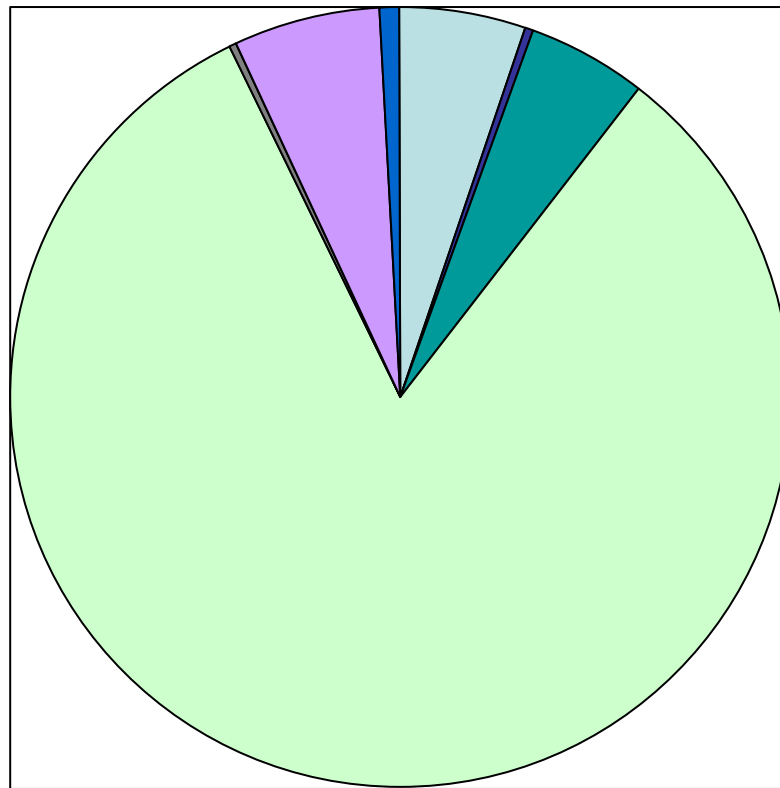
# Projections compared to actual

2009-10						
Projections	Brook Knoll	Vine Hill	SVMS	SVHS	NPS	Total:
Regular	586	570	570	748		2,474
Special Day Class	8	9	14	14	5	50
Independent Study *	17			20		37
<b>TOTAL</b>	611	579	584	782	5	<b>2,561</b>

2009-10						
Actual	Brook Knoll	Vine Hill	SVMS	SVHS	NPS	Total:
Regular	584	555	583	782	0	2,504
Special Day Class	8	10	15	13	4	50
Independent Study*	7	0	4	7	0	18
<b>TOTAL</b>	599	565	602	802	4	<b>2,572</b>

2009-10						
Actual vs. Projected	Brook Knoll	Vine Hill	SVMS	SVHS	NPS	Total:
Regular	-2	-15	13	34	0	30
Special Day Class	0	1	1	-1	-1	0
Independent Study*	-10	0	4	-13	0	-19
<b>TOTAL</b>	<b>(12)</b>	<b>(14)</b>	18	20	<b>(1)</b>	<b>11</b>

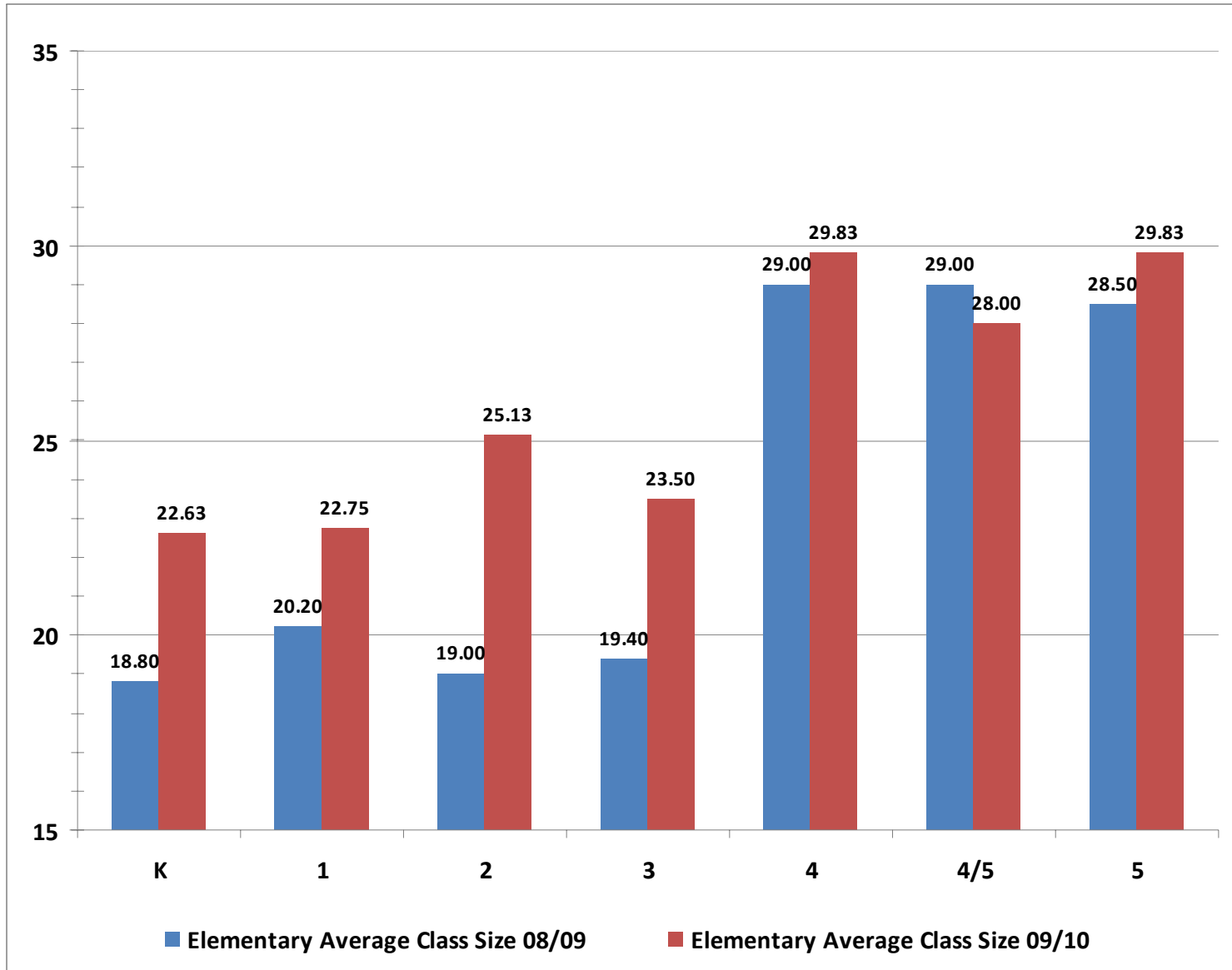
# Fall Enrollment – Ethnicity



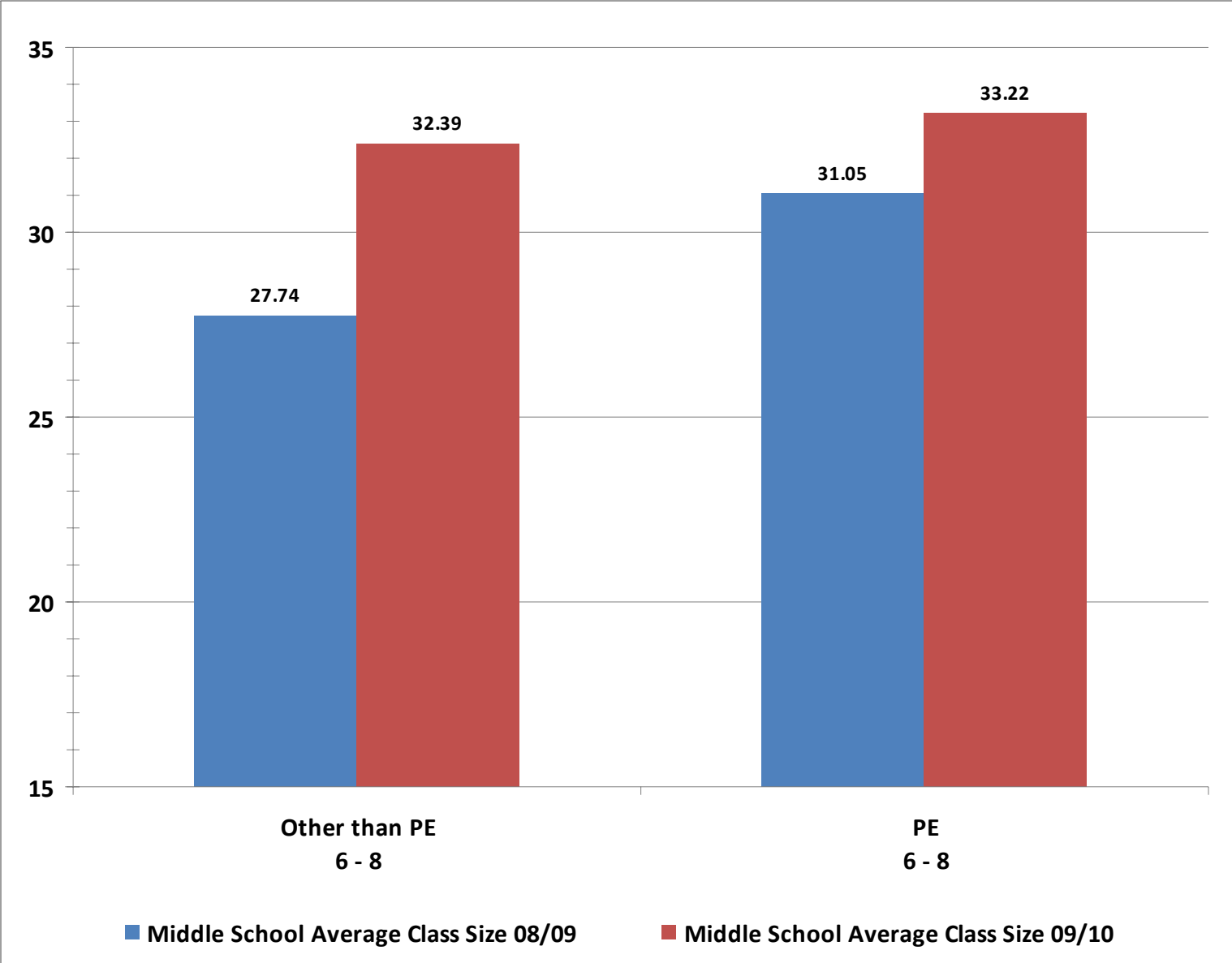
# Class Sizes



# Elementary Schools



# Middle School



# High School

